

## OMNI-LOK™ INVERTED CONE FITTINGS

Removable and reusable system for quick and convenient low-pressure connections

- Pressure rated up to 250psi (17 bar)
- For 1/16", 1/8" or 3/16" OD and metric sizes 2.0, 2.5 or 3.0mm OD semi-rigid tubing e.g. PTFE, ETFE, FEP
- For flat-bottom 1/4"-28 UNF, M6 or 5/16"-24 UNF ports

Omni-Lok™ inverted cone fittings provide a simple, easy to use low-pressure connection. Only the ETFE cone is in the fluid path.

No tools are required to assemble a flangeless fitting quickly and economically - just slip the fitting nut and the ETFE cone over the tubing and screw into the port. None of the parts are permanently attached to the tubing, so both fittings and inverted cones can easily be removed and re-used. A recess in the fitting houses the inverted cone, allowing maximum thread engagement with the port ensuring the system stays sealed up to 250psi (17 bar) pressure even in shallow PTFE ports. Note: The Omni-Lok™ inverted cone and fitting nut for 3/16" OD tubing and 5/16"-24 UNF flat-bottom ports is pressure rated up to 30 psi (2 bar).

Fitting nuts in robust, glass-filled polypropylene are available in a range of different colors for easy line identification. Nuts are also available in PEEK™ with standard and compact head designs or with shorter thread length for shallow ports.

### For 1/16" OD Tubing

#### INVERTED CONES FOR 1/16" OD TUBING

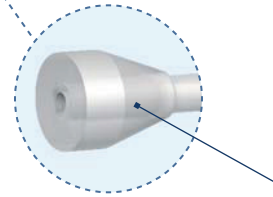
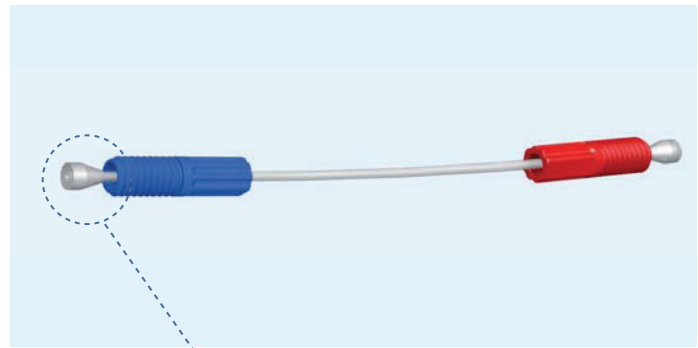
PART NUMBER	DESCRIPTION	QTY
008CZ16	ETFE inverted cone	10pk

008CZ16 inverted cones can be used with all nuts listed below.


#### NUTS FOR 1/16" OD TUBING

PART NUMBER	MATERIAL	COLOR	THREAD	QTY
008NC16-YC5U	PP	Blue	1/4•28	10pk
008NC16-YC5G	PP	Green	1/4•28	10pk
008NC16-YC6U	PP	Blue	M6	10pk
002144	PEEK™	Natural	1/4•28	ea
002144S	PEEK™	Natural	1/4•28	ea
002145	PEEK™	Natural	1/4•28	ea

### SPECIFICATIONS




ETFE inverted cone




**008NC16-YC5U**  
Nut for 1/16" OD tubing  
1/4•28, blue




**008NC16-YC6B**  
Nut for 1/16" OD tubing  
M6, black



**008CZ16**  
Omni-Lok™ inverted  
cone for 1/16" OD tubing



**002144S**  
PEEK™ nut for 1/16" OD tubing,  
1/4•28



**002144**  
PEEK™ nut for 1/16" OD tubing,  
1/4•28



**002145**  
Compact PEEK™ nut for 1/16"  
OD tubing, 1/4•28